



Laser Vaginal Rejuvenation Institute
of Washington, DC



LASER VAGINAL REJUVENATION® FOR THE ENHANCEMENT OF SEXUAL GRATIFICATION

"EVERY SINGLE PROCEDURE HAS BEEN CONCEIVED AND DEVELOPED FROM LISTENING TO WOMEN"

Brief Overview:

Laser Vaginal Rejuvenation® (LVR®) enhances vaginal muscle tone, strength, and control. It decreases internal and external vaginal diameters, and builds up and strengthens the perineal body (the area immediately outside the vagina and above the anus), all of which greatly promotes female, sexual gratification.

Our mission is to empower women with knowledge, choice, and alternatives.

We have learned a tremendous amount by listening to women. In one of our surveys, our female patients were asked: *do women want to be loose or tight?* The unanimous answer was tight. Women throughout this nation and the world have told us that Kegels don't work, and we're paying attention. Those who've had children want a solution to rejuvenate the vagina and achieve the best sexual experience possible. For women with no children, solutions are available through design modification to accomplish their desires.

Stress urinary incontinence problems because of coughing, sneezing, laughing, exercising, or sex can be corrected along with enhancement of sexual gratification through LVR®.

Vaginal Relaxation is The Loss of the Optimum Structural Architecture of the Vagina

In vaginal relaxation the muscles are relaxed and have poor tone, strength, and control. The internal and external diameters increase. The muscles of the perineum are weak and poorly supported. Under these circumstances, the vagina is no longer at its optimum physiological state. As a result, sexual gratification is diminished. LVR® was designed to help women who, for whatever reason, lack an overall optimum architectural integrity of the vagina.

Women throughout the world have told us that they want to feel like they did when they were eighteen. LVR® is the answer.



Laser Vaginal Rejuvenation Institute
of Washington, DC



DESIGNER LASER VAGINOPLASTY®

Designer Laser Vaginoplasty® (DLV®) is the aesthetic laser surgical enhancement of the vulvar structures (labia minora, labia majora, mons pubis, perineum, introitus). Although our experience and techniques provide us with the ability to design most anything that one can desire, our most common DLV® procedures are as follows:

Reduction Labioplasty (of the labia minora):

Sculpts the elongated or unequal labia minora (small inner lips) according to the patient's specifications. Most women tell us that they do not want the small inner lips to project beyond the large outer lips. With DLV® Laser Reduction Labioplasty, we can correct such overextension.

Reduction of Excess prepuce (excess skin along the sides of the clitoris):

Women tell us that they want the skin to drape neatly over the clitoris. The reduction of the excess prepuce provides the desired aesthetic enhancement of the clitoral skin. The majority of women having laser reduction labioplasty need the reduction of excess prepuce for a complete aesthetic result.

Laser Reduction Labioplasty (reduction of the thickness of the labia minora):

Some women note that due to childbirth, aging, or genetics the labia minora are too wide or thick. A reduction of the labia minora's size and thickness can be accomplished with DLV® Laser Reduction Labioplasty, and provide the desired aesthetic look.

Removal of the hyper-pigmented ends of the labia minora thorough DLV® - laser reduction labioplasty:

Some women do not like the hyper-pigmented ends of the labia minora. They desire to have a uniform coloration throughout.

Laser Reduction Labioplasty® of the labia majora (large outer lips):

The protruding or sagging labia majora can be aesthetically sculptured by one of three DLV® Laser Methods to produce an aesthetically pleasing result. This sagging process can result from childbirth weight gain/weight loss or aging. Our DLV® Laser Reduction Labioplasty will restore that youthful look and feel.

Laser Perineoplasty:

Rejuvenates the relaxed or aging vulvar introitus (vaginal opening), labia minora, labia majora and perineum (area immediately outside the vagina and above the anus) to provide that youthful, aesthetic look and feel of the vulvar structures.



Augmentation Labioplasty of the labia majora via autologus fat transfer (your own fat):

Some women feel that the labia majora are too flat or small and they want them augmented or enhanced according to their specifications. This can be done by removing a small amount of fat via liposculpturing from a particular area such as the abdomen, hips, or thighs. The fat is then processed and a small amount is injected into the fat of the labia majora, thus providing a beautiful and natural enhancement.

Vulvar Liposculpturing:

Removes the unsightly fatty bulges of the mons pubis (pubic area) and labia majora. The fatty accumulations in these areas produce clothing irregularities. In some cases, it can prevent women from wearing the clothing of their choice. DLV® Vulvar Liposculpturing will aesthetically enhance, reduce and define the areas.

Hymenoplasty (reconstruction of the hymen):

The Laser Vaginal Rejuvenation Institute® is sensitive to the needs of women from all cultures that embrace these particular issues because of cultural, social, or religious reasons. We can repair the hymen as if nothing ever occurred.

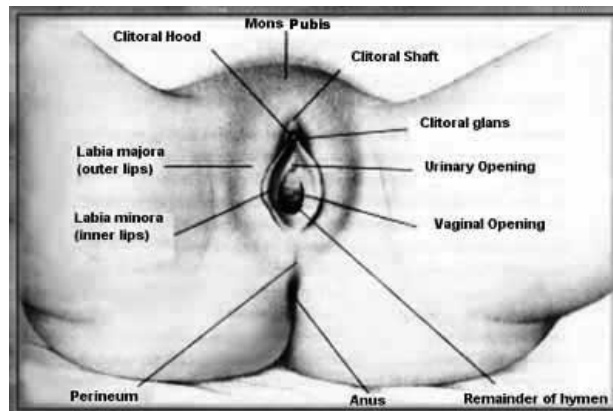


Figure 1

COMBINATION OF LVR® AND OR DLV® WITH OTHER COSMETIC SURGICAL PROCEDURES

Our surgical team of board certified cosmetic gynecologic and reconstructive surgeons can combine LVR® and DLV® with most cosmetic surgical procedures. The most popular combination is as follows...

LVR® / DLV® combined with:

Liposuction
Breast Reduction
Rhinoplasty (nose surgery)
Face Lifts

Breast Augmentation
Tummy Tuck
Eyelid Surgery

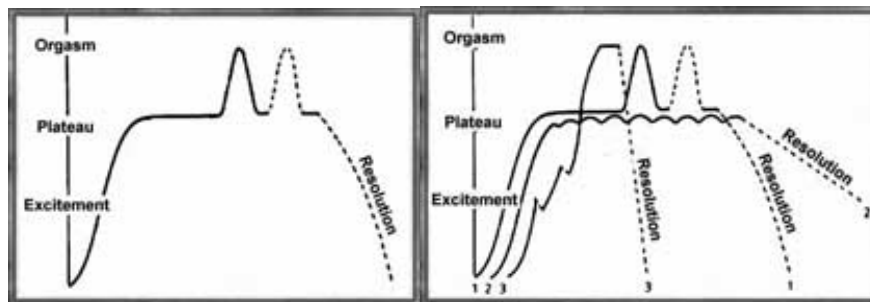


As a sexual organism, women are superior to men.

Women are multiorgasmic. The female sexual response cycle is unimpeded by a required refractory period that prevents successive orgasms in the male.

Principal understanding of the physiology of the human sexual response originates from observational research studies by William H. Masters, M.D. and Virginia E. Johnson. The researchers tested 382 women and 312 men in more than 10,000 episodes of sexual activity. They also studied more than 7,500 cycles (one cycle is an individual episode of sexual activity) of female sexual response during intercourse, masturbation, or oral sex. They were the first researchers to put forth a four-stage model that described and explained these natural physiologic changes. The four stages are excitement, plateau, orgasm, and resolution.

We developed the LVR® program by listening to and caring about the needs of women in this area of sexual gratification. We also integrated the historical research of Masters and Johnson into the unique design of each of our laser surgical procedures. Ours is a process that combines compassion and powerful expertise.



Variations in the Female Sexual Reponse Cycle

Laser Vaginal Rejuvenation® is a one hour or less outpatient surgical procedure. The procedure is designed to enhance the feelings of sexual gratification. This is accomplished through a reconstruction process of vital areas, namely the outer third of the vagina, the orgasmic platform, internal and external vaginal diameter, introitus, and perineal body. (See figure 1)

Laser Vaginal Rejuvenation® for the enhancement of sexual gratification is the modification of a standard existing gynecologic vaginal surgery used throughout the world for the treatment of vaginal relaxation and its associated symptoms, primarily that of stress urinary incontinence (involuntary loss of urine with stress such as exercise, etc.)

In the vaginal relaxation process, the vaginal muscles become relaxed with poor tone, strength, control and support. The internal and external vaginal diameters can greatly increase. The muscles of the perineum (the group of supporting muscles right outside the vaginal opening at the bottom) thin and separate in the midline, producing a weakened, poorly perennial body.

Under these circumstances, the vagina is no longer at its physiologically optimum state. In short, the sensual side of female, sexual gratification is diminished. Thus, vaginal relaxation has a detrimental effect on sexual gratification because of the reduction of sexual feelings or pleasure.



Vaginal Relaxation and Functional GYN Problems

Thirty million American women suffer from symptoms of vaginal relaxation and stress urinary incontinence.

If you have any of the symptoms described in this section, contact us at (202) 429-9317 or email us at info@dcwellnessinstitute.com. Appropriate diagnosis and treatment will often restore patients to a life free of the aggravations and discomforts associated with pelvic relaxation.

The goal is to acquaint you with the various forms of pelvic relaxation as well as their causes, symptoms, and treatment. The pelvic organs include the vagina, uterus, bladder, and rectum. These organs are held in position by three types of supports:

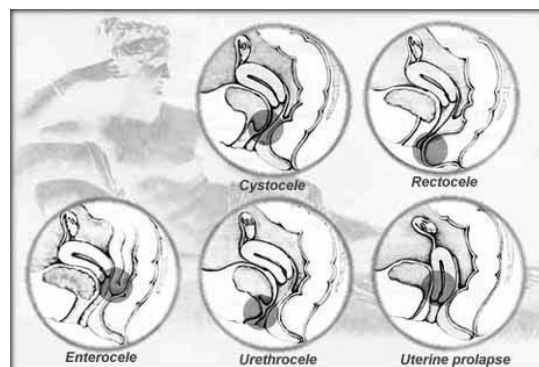
- 1) Muscles
- 2) Sheets of tissue called fascia
- 3) Ligaments

When these supports become damaged for various reasons, one or more of the pelvic organs may sag and, occasionally, even protrude outside the vagina. These are called pelvic support defects.

During childbirth, as the baby passes through the birth canal, the muscles, fascia, and ligaments separate and may be weakened. This weakening gradually worsens and, in later years, may cause the pelvic organs to drop from their normal positions.

Occasionally, this weakening of the muscles and tissue may occur in women who have never had children. In these women, the cause may be:

- Inherited weakness of the supporting tissues.
- Unusual strain placed on the supporting tissues by a chronic cough.
- Unusual increases in abdominal pressure.
- Obesity.





The general symptoms associated with pelvic relaxation depend on which organs are affected. Often there is a feeling of heaviness or fullness. Small or moderate amounts of urine may be lost with normal physical activities such as laughing, coughing, walking, or running. In more advanced and rare cases a mass may actually protrude from the vaginal opening. Based on the organ or organs involved, pelvic support defects can be defined more specifically as:

- Cystocele
- Urethrocele (most of the time the cystocele and urethrocele occur in combination - cystourethrocele)
- Rectocele
- Enterocele
- Uterine prolapse

A cystocele occurs when the bladder falls or descends from its normal position. The most common symptom associated with cystocele is difficulty in emptying the bladder (this can be associated with bladder infections). Large cystoceles can cause the bladder to overfill and allow small amounts of urine to leak. Leakage is most common during activity such as walking or bouts of coughing.

A urethrocele usually occurs in conjunction with a cystocele. Both of these conditions result in, among other things, involuntary loss of urine, particularly when there is increased pressure to the abdomen, caused by walking, jumping, coughing, sneezing, laughing, or sudden movements. Rectoceles happens when the rectum bulges into or out of the vagina (typically, as a result of injuries sustained during childbirth. With a weakened or bulging rectum, bowel movements become more difficult).

An enterocele is the bulging of small intestines into the back wall of the vagina.

Uterine prolapse occurs when the uterus falls or is displaced from its normal position. There are varying degrees of severity depending on the descent. This produces a general feeling of heaviness and fullness, or a sense that the uterus is falling out.

The diagnosis of these problems includes a thorough history and physical examination. Other tests include a "Q-tip" test, urodynamic studies (a painless fifteen to twenty minute computerized bladder and urethra functional studies), urethrocystoscopy (instrument used to evaluate the inside of the bladder and urethra), X-rays of the urinary system.

For all practical purposes, definitive treatment is surgical correction of the specific defects.



Laser Vaginal Rejuvenation Institute
of Washington, DC



The Laser Vaginal Rejuvenation Institute® has been featured in numerous national and international media.

U.S. and International Print	U.S. and Foreign Television
Cosmopolitan	NBC - Ch. 4 Extra
Harpers Bazaar	NBC - Texas
Mademoiselle	CBS - Ch. 2 Special Assignment
Marie Claire	FOX - Miami - Florida
USA Today	FOX - Colorado
The Los Angeles Times	FOX - New York
Details Magazine	HBO - Documentary
The Boston Globe	UPN - Ch. 13 News
Los Angeles Magazine	KMEX - Ch. 34 "Ocurrio Asi"
Women's More Magazine	Telemundo - Ch. 52
For Him Magazine	WSVN - Ch. 7 Florida
Fairfield County Weekly	RTL 1 - Nat'l German TV
Self Magazine	RTL 2 - Nat'l German TV
Nerve Magazine	PEEP - Nat'l German TV
Vogue (German)	Nat'l Australian TV - Ch. 9
Elle (France)	Telemundo - International TV
Svenska Dagbladet (Sweden)	"Doctors" Nat'l Italian TV
NYT Henk.Koht (Finland)	U.S. Radio
Taet Pa (Denmark)	97.1 Talk Radio
Canadian Post	KFI News Radio
Marie Claire (UK)	Dr. Kurionsky, NY
Maclear's Magazine (Canada)	Internet
	WebMD
	EYADA.com
	Shenetworks.com
	Brainpop.com
	Salon.com
	Endemol (UK)
	E! Entertainment - Dr. 90210



Laser Vaginal Rejuvenation Institute
of Washington, DC



The Laser Vaginal Rejuvenation Institute® has treated patients from the following states-as of 03/15/01.

Alabama	Connecticut	Kansas	Minnesota	New Mexico	Ohio	Tennessee
Alaska	Georgia	Kentucky	Mississippi	Nevada	Oklahoma	Texas
Arizona	Hawaii	Louisiana	Missouri	New Hampshire	Oregon	Washington
California	Idaho	Maryland	Montana	New York	Pennsylvania	West Virginia
Colorado	Illinois	Massachusetts	Nebraska	North Carolina	Rhode Island	Wisconsin

The Laser Vaginal Rejuvenation Institute® has treated patients from the following countries-as of 03/15/01.

Australia	Germany	Mexico	South Africa
Austria	Guatemala	Norway	Sweden
Belize	Japan	Oman	Switzerland
Brazil	Korea	Philippines	United Kingdom
Canada	Kuwait	Saudi Arabia	United States

Contact the **Laser Vaginal Rejuvenation Institute of Washington, DC today to schedule your consultation. We look forward to meeting with you.**